

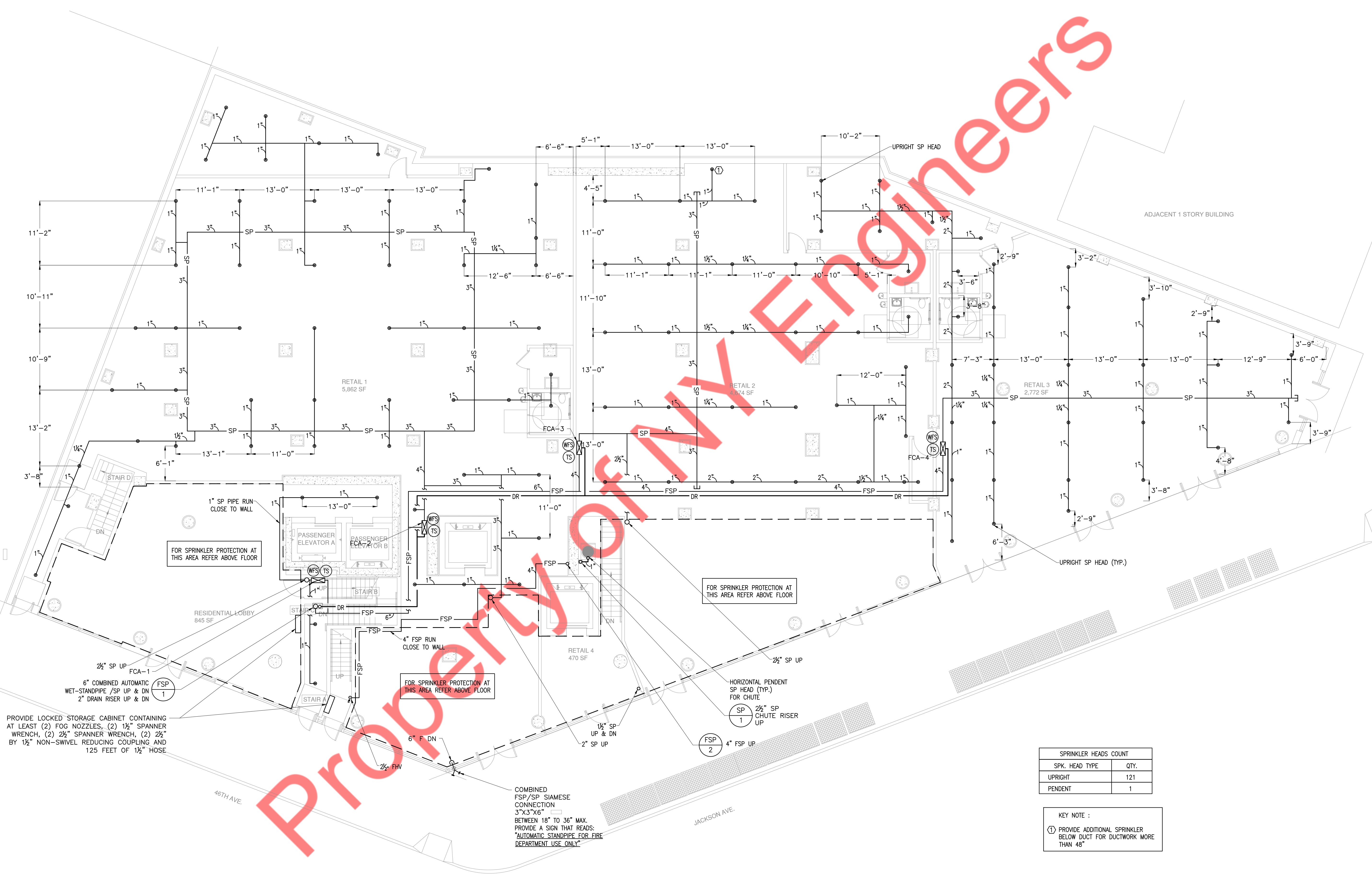
SPRINKLER HEADS COUNT	
SPK. HEAD TYPE	QTY.
UPRIGHT	123
PENDENT	2

KEY NOTE :

① PROVIDE ADDITIONAL SPRINKLER BELOW DUCT FOR DUCTWORK MORE THAN 48"

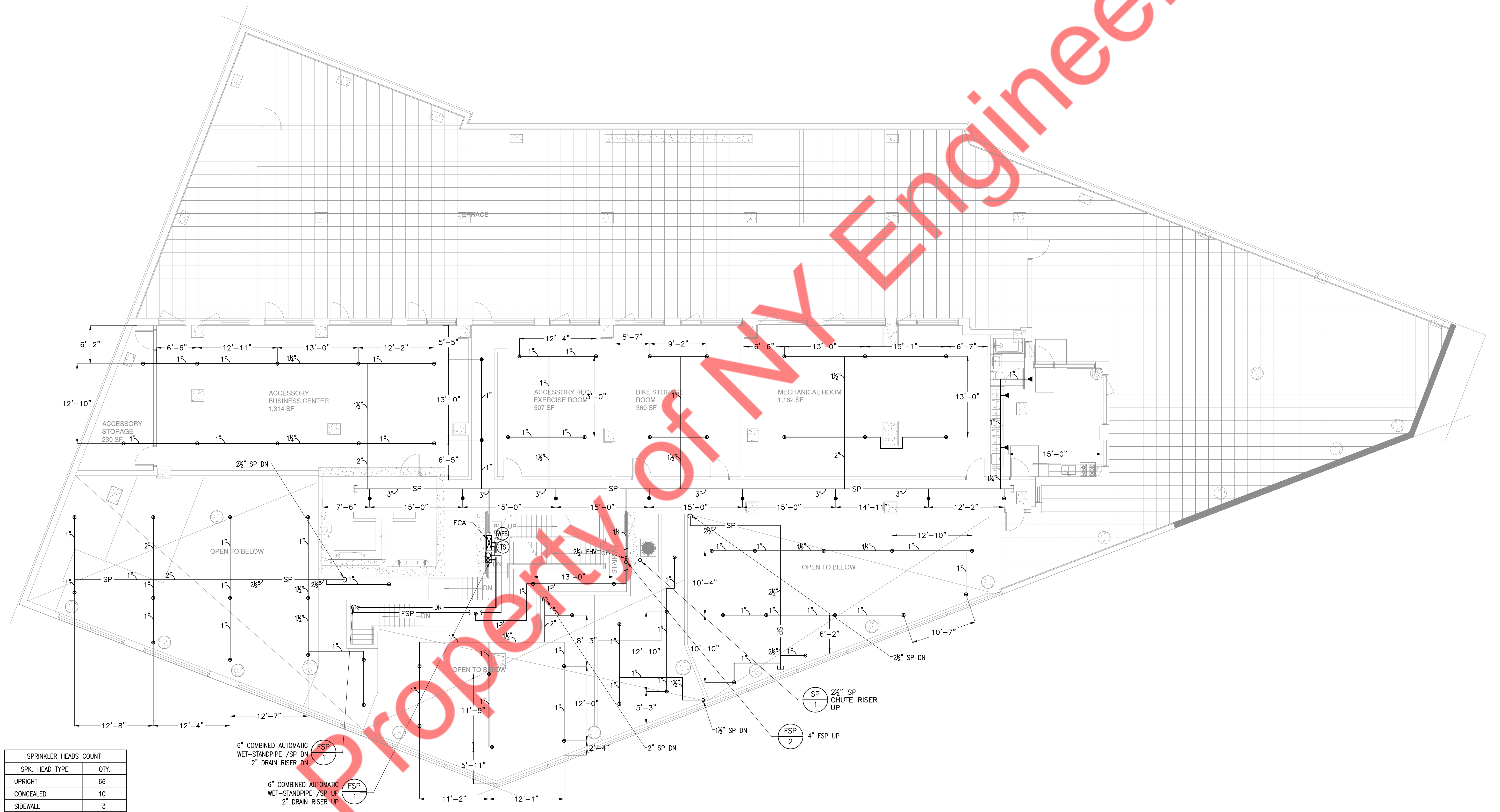
② PROVIDE DRAIN PAN

1 CELLAR SPRINKLER PLAN
SCALE: 1/8" = 1'-0"

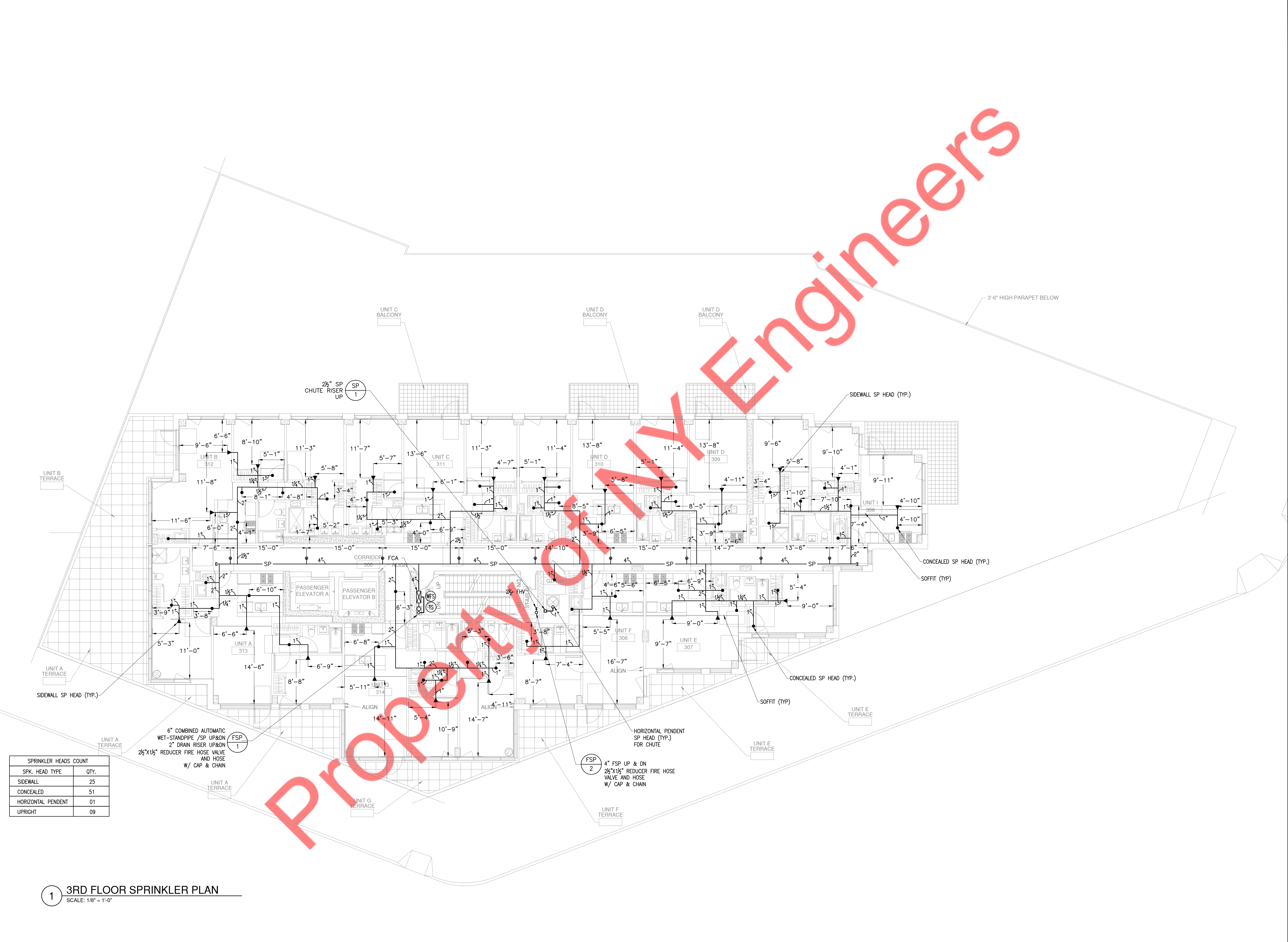


SPRINKLER HEADS COUNT	
SPK. HEAD TYPE	QTY.
UPRIGHT	121
PENDENT	1

KEY NOTE :
① PROVIDE ADDITIONAL SPRINKLER BELOW DUCT FOR DUCTWORK MORE THAN 48"



SPRINKLER HEADS COUNT	
SPK. HEAD TYPE	QTY.
UPRIGHT	66
CONCEALED	10
SIDEWALL	3



2 1/2" SP
CHUTE RISER
UP
SP
1

SIDEWALL SP HEAD (TYP.)

CONCEALED SP HEAD (TYP.)

SOFFIT (TYP)

CONCEALED SP HEAD (TYP.)

SOFFIT (TYP)

FSP
2
4" FSP UP & DN
2 1/2"x1 1/2" REDUCER FIRE HOSE
VALVE AND HOSE
W/ CAP & CHAIN

FSP
1
6" COMBINED AUTOMATIC
WET-STANDPIPE /SP UP&DN
2" DRAIN RISER UP&DN
2 1/2"x1 1/2" REDUCER FIRE HOSE VALVE
AND HOSE
W/ CAP & CHAIN

SPRINKLER HEADS COUNT	
SPK. HEAD TYPE	QTY.
SIDEWALL	25
CONCEALED	51
HORIZONTAL PENDENT	01
UPRIGHT	09

SPRINKLER HEADS COUNT	
SPK. HEAD TYPE	QTY.
SIDEWALL	25
CONCEALED	51
UPRIGHT	09

6" COMBINED AUTOMATIC
WET-STANDPIPE / SP UP&DN
2" DRAIN RISER UP&DN
2½"x1½" REDUCER FIRE HOSE
VALVE AND HOSE
W/ CAP & CHAIN

FSP 1

FSP 2
4" FSP UP & DN
2½"x1½" REDUCER FIRE HOSE
VALVE AND HOSE
W/ CAP & CHAIN

Proprietary Engineers

UNIT J
BALCONY

UNIT C
BALCONY

UNIT N
BALCONY

UNIT N
BALCONY

UNIT I
BALCONY

SP 1
2 1/2" SP CHUTE
RISER UP&DN

SIDEWALL SP HEAD (TYP.)

CONCEALED SP HEAD (TYP.)

SOFFIT (TYP.)

3'-6" HIGH
PARAPET WALL

UNIT K
TERRACE

FSP 2
4" FSP UP & DN
4" FSP DN
2 1/2"x1 1/2" REDUCER FIRE HOSE
VALVE AND HOSE
W/ CAP & CHAIN
RISER CONTROL VALVE WITH
TAMPER SWITCH

HORIZONTAL PENDENT
SP HEAD (TYP.)
FOR CHUTE

FSP 1
6" COMBINED AUTOMATIC
WET-STANDPIPE / SP UP&DN
2" DRAIN RISER UP&DN
2 1/2"x1 1/2" REDUCER FIRE HOSE
VALVE AND HOSE
W/ CAP & CHAIN
RISER CONTROL VALVE W/
TAMPER SWITCH

3'-6" HIGH
PARAPET WALL

UNIT L
BALCONY

3'-6" HIGH
PARAPET WALL

UNIT J
TERRACE

SPRINKLER HEADS COUNT	
SPK. HEAD TYPE	QTY.
UPRIGHT	16

